

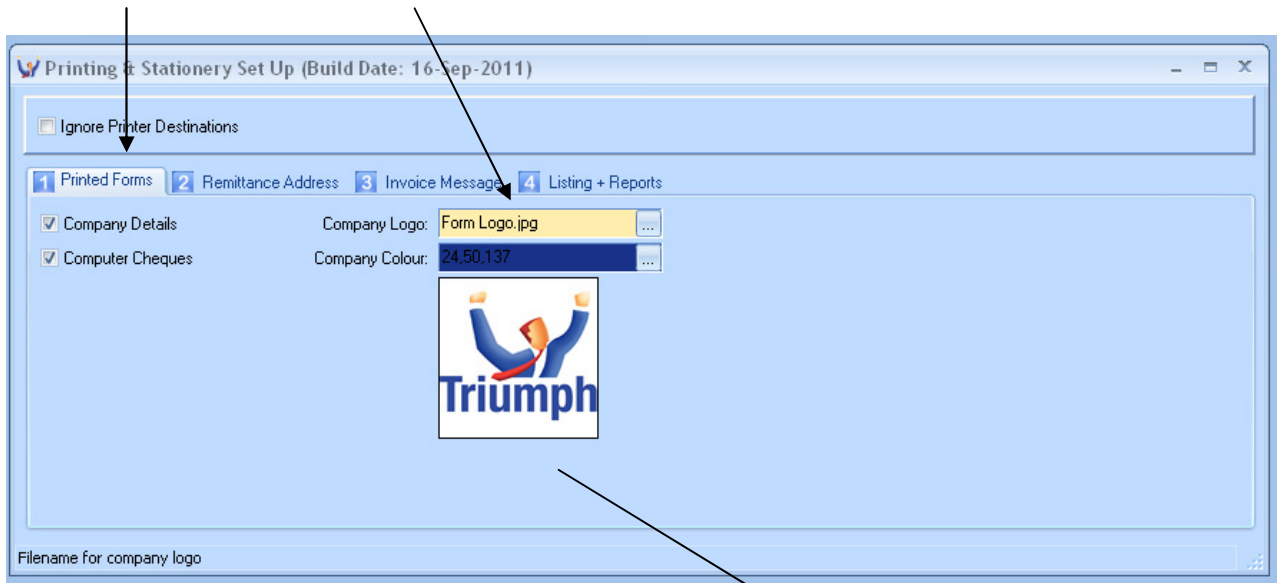
How do I change the logo on my forms and reports?

Change the logo on your forms


Menu Selection

System Maintenance – System Setup – System Control - Printing and Stationery Setup (SSSP)

Printed Forms Tab (Your Company Logo on Invoices etc)



DEMONSTRATION COMPANY
 Level 44, 275 George Street SYDNEY NSW 2000 AUSTRALIA
 Phone: (02) 9000-1000 Fax: (02) 9000-2000
 Website: www.democompany.com.au
 Email: accounts@democompany.com.au
 ABN: 12-123-456-789



TAX INVOICE
I1069

Action News
PO Box 124
BENTLEY WA 6102

Deliver To
Rear Unit 10
256 Planet Street
Welshpool

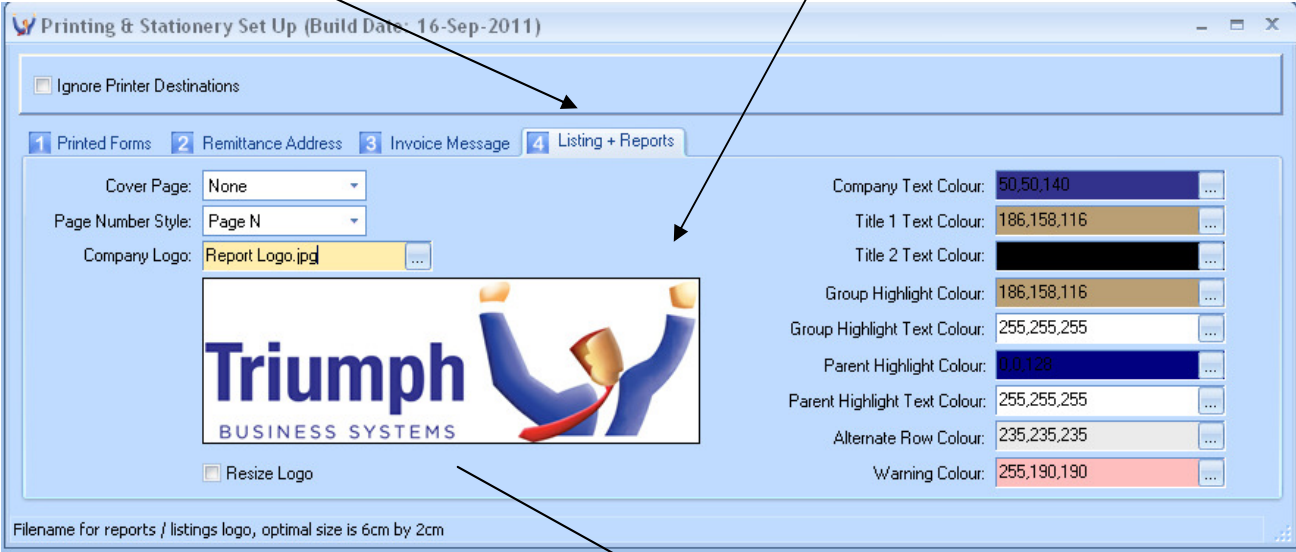
Date	Account	Order No.	Sales No.	Phone	Fax	Sales Person	Sales Area	Page
16/03/2011	ACTION			(08) 9457 4563	(08) 9457 5091	APC	WAM	1 of 1
Line	Code	Description	Quantity	Price	Discount	GST	Amount	
1	0692	Endeavour Ruled Office Pads - A4	12.00	9.02		8.75	96.24	
2	0694	Pencil case for schools	3.00	12.82		3.22	35.46	

Change the logo on your reports

Menu Selection

System Maintenance – System Setup – System Control - Printing and Stationery Setup (SSSP)

Listings + Reporting Tab (The header logo for your reports and listings)



Printing & Stationery Set Up (Build Date: 16-Sep-2011)

Ignore Printer Destinations

1 Printed Forms 2 Remittance Address 3 Invoice Message 4 Listing + Reports

Cover Page: None
Page Number Style: Page N
Company Logo: Report Logo.jpg

Company Text Colour: 50,50,140
Title 1 Text Colour: 186,158,116
Title 2 Text Colour: [Black]
Group Highlight Colour: 186,158,116
Group Highlight Text Colour: 255,255,255
Parent Highlight Colour: 0,0,128
Parent Highlight Text Colour: 255,255,255
Alternate Row Colour: 235,235,235
Warning Colour: 255,190,190

Filename for reports / listings logo, optimal size is 6cm by 2cm

DEBTOR SALE TRANSACTION REGISTER

For all periods and future
DEMONSTRATION COMPANY

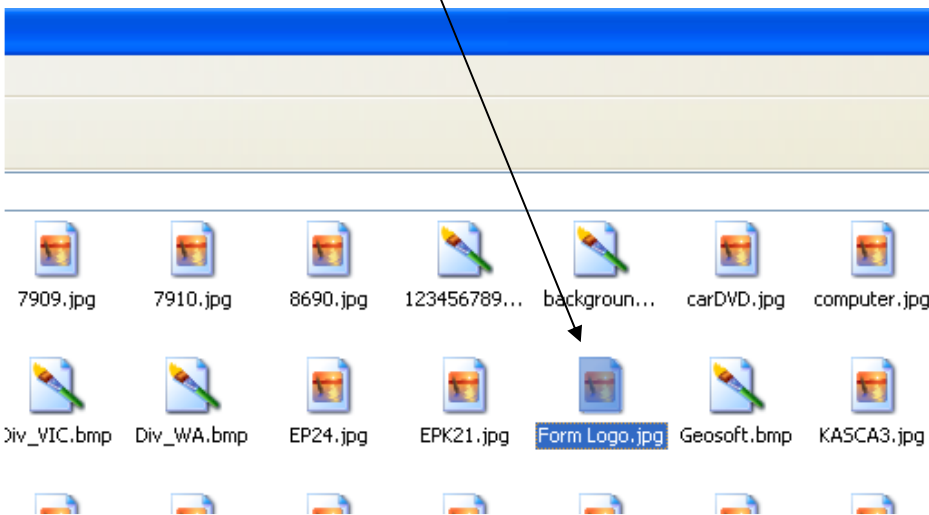


Debtor Code	Type	Number	Period	Reference	Date	Amount	Discount	Tax	Total	Cost	GP %	Foreign Currency	
												Amount	Type
ACTION	INV	11046	31/03/2011	1205	31/07/2010	100.84			100.84	75.11	25.37%		
ESPSYS	INV	11047	31/03/2011		31/07/2010	169.12			169.12	67.00	66.30%		
RICLEE	INV	11048	31/03/2011		31/08/2010	15,822.00	1,570.20		14,251.80	16,996.00	-19.26%		
AMEX	INV	11049	31/03/2011	63	27/05/2010	65.85			65.85	65.85			
JO HAPP	INV	11050	31/03/2011	356773	12/09/2010	4,942.00	127.50		4,814.50	770.00	84.01%		
MASAND	INV	11051	31/03/2011	BILL	12/09/2010	124.20			124.20	57.50	53.70%		
ACTION	INV	11052	31/03/2011	443	30/08/2010	9,482.00			9,482.00	2,870.60	69.73%		
ACTION	INV	11053	31/03/2011	3456	30/09/2010	4,052.40			4,052.40	1,011.28	75.05%		
ACTION	INV	11054	31/03/2011		12/02/2011	6,400.00			6,400.00	4,324.56	32.43%		
ACTION	CRN	N1004	31/03/2011		30/10/2010	-1,345.50			-1,345.50	-336.18	75.01%		
ESPSYS	INV	11057	31/03/2011		16/03/2011	7.80	2.34	0.55	6.01	3.45	36.81%		
ACTION	INV	11055	31/03/2011		16/03/2011	28.97		0.70	29.67	1.30	95.51%		
ESPSYS	INV	11056	31/03/2011	45221	16/03/2011	40,269.00	12,080.70	4,172.82	32,361.12	22,460.52	20.53%		
ESPSYS	INV	11057	31/03/2011		16/03/2011	27,120.00		5,117.70	32,237.70	20,594.34	24.06%		
ESPSYS	INV	11056	31/03/2011		16/03/2011	6.97	2.00	0.49	5.37	1.30	73.36%		
BETBUS	INV	11058	31/03/2011	PO612221	16/03/2011	1,878.56			1,878.56	871.31	53.82%	1,420.00	US\$
BETBUS	INV	11059	31/03/2011	PO812871	16/01/2011	9,723.51			9,723.51	9,800.00	-0.79%	7,350.00	US\$
MASAND	INV	11060	31/03/2011		16/03/2011	39.76	6.68	3.32	36.40	18.86	42.99%		
ACTION	INV	11061	31/03/2011		16/03/2011	82.99		8.31	91.30	19.67	76.30%		
JO HAPP	INV	11062	31/03/2011		16/03/2011	62.11	15.03	4.72	51.80	20.96	55.48%		
MICROS	INV	11064	31/03/2011		16/03/2011	841.00		84.10	925.10	129.59	84.59%		
MICROS	INV	11065	31/03/2011		16/03/2011	370.00		37.00	407.00	70.00	81.08%		
MICROS	INV	11066	31/03/2011	PO199212	8/03/2011	26,879.90	1,775.98	2,510.39	27,614.31	19,372.20	22.83%		
MASAND	INV	92	31/03/2011		16/03/2011	17.54		1.76	19.30	2.59	85.23%		
ACTION	INV	11067	31/03/2011		16/03/2011	7.29		0.73	8.02	1.30	82.17%		
ACTION	INV	11068	31/03/2011		16/03/2011	2.00		0.20	2.20	0.26	87.00%		
ACTION	INV	11069	31/03/2011		16/03/2011	119.73		11.97	131.70	25.95	78.33%		
Grand Total 27 transactions in 8 debtors						147,269.84	15,580.52	11,954.76	143,644.08	99,225.30	24.65%		

Changing and Resizing your Logo on Listings and Reports



Select your Logo using the “Company Logo” search button.
Your Logo must be stored in the Images folder under your Triumph folder



If your logo does not conform to the dimensions shown on the Listings + Reports screen, you can tick the “Resize Logo” box to change the logo format to the format of your own logo



Example

Change of Logo and new size

DEBTOR SALE TRANSACTION REGISTER

For all periods and future
DEMONSTRATION COMPANY



Debtor Code	Type	Number	Period	Reference	Date	Amount	Discount	Tax	Total	Cost	GP %	Foreign Currency	
												Amount	Type
ACTION	INV	I1046	31/03/2011	1205	31/07/2010	100.84			100.84	75.11	25.37%		
ESP SYS	INV	I1047	31/03/2011		31/07/2010	169.12			169.12	57.00	66.30%		
RICLEE	INV	I1048	31/03/2011		31/08/2010	15,822.00	1,570.20		14,251.80	16,996.00	-19.26%		
AMEX	INV	I1049	31/03/2011	63	27/05/2010	65.85			65.85	65.85			
JO HAPP	INV	I1050	31/03/2011	356773	12/09/2010	4,942.00	127.50		4,814.50	770.00	84.01%		
MASAND	INV	I1051	31/03/2011	BILL	12/09/2010	124.20			124.20	57.50	53.70%		
ACTION	INV	I1052	31/03/2011	443	30/08/2010	9,482.00			9,482.00	2,870.60	69.73%		
ACTION	INV	I1053	31/03/2011	3456	30/09/2010	4,052.40			4,052.40	1,011.26	75.05%		
ACTION	INV	I1054	31/03/2011		12/02/2011	6,400.00			6,400.00	4,324.56	32.43%		
ACTION	CRN	N1004	31/03/2011		30/10/2010	-1,345.50			-1,345.50	-336.18	75.01%		
ESP SYS	INV	I1057	31/03/2011		16/03/2011	7.80	2.34	0.55	6.01	3.45	36.81%		
ACTION	INV	I1055	31/03/2011		16/03/2011	29.97		0.70	29.67	1.30	95.51%		
ESP SYS	INV	I1056	31/03/2011	45221	16/03/2011	40,269.00	12,080.70	4,172.82	32,361.12	22,400.52	20.53%		
ESP SYS	INV	I1057	31/03/2011		16/03/2011	27,120.00		5,117.70	32,237.70	20,594.34	24.06%		
ESP SYS	INV	I1056	31/03/2011		16/03/2011	6.97	2.09	0.49	5.37	1.30	73.36%		
BETBUS	INV	I1058	31/03/2011	PO612221	16/03/2011	1,878.56			1,878.56	871.31	53.62%	1,420.00	US\$
BETBUS	INV	I1059	31/03/2011	PO812871	16/01/2011	9,723.51			9,723.51	9,800.00	-0.79%	7,350.00	US\$
MASAND	INV	I1060	31/03/2011		16/03/2011	39.76	6.68	3.32	36.40	18.86	42.99%		
ACTION	INV	I1061	31/03/2011		16/03/2011	82.99		8.31	91.30	19.67	76.30%		
JO HAPP	INV	I1062	31/03/2011		16/03/2011	62.11	15.03	4.72	51.80	20.96	55.48%		
MICRO S	INV	I1064	31/03/2011		16/03/2011	841.00		84.10	925.10	129.59	84.59%		
MICRO S	INV	I1065	31/03/2011		16/03/2011	370.00		37.00	407.00	70.00	81.08%		
MICRO S	INV	I1066	31/03/2011	PO 199212	8/03/2011	26,879.90	1,775.98	2,510.39	27,614.31	19,372.20	22.83%		
MASAND	INV	92	31/03/2011		16/03/2011	17.54		1.76	19.30	2.59	85.23%		
Grand Total 24 transactions in 8 debtors						147,140.82	15,580.52	11,941.86	143,502.16	99,197.79	24.60%		

DISCLAIMER

Software, Documents and Services available on this website

CA Management Services Pty Ltd and/or its respective suppliers make no representations about the suitability of the information contained in the documents and related graphics published on this server for any purpose. All such documents and related graphics are provided "as is" without warranty of any kind. CA Management Services Pty Ltd and/or its respective suppliers hereby disclaim all warranties and conditions with regard to this information, including all implied warranties and conditions of merchantability, fitness for a particular purpose, title and non-infringement. In no event shall CA Management Services Pty Ltd and/or its respective suppliers be liable for any special, indirect or consequential damages whatsoever resulting from loss of use, data or profits, whether in an action of contract, negligence or other tortious action, arising out of or in connection with the use or performance of information available from this server or failure to provide services, or information available from this server. The documents and related graphics published on this server could include technical inaccuracies or typographical errors. Changes are periodically added to the information herein. CA Management Services Pty Ltd and/or its respective suppliers may make improvements and/or changes in the product(s) and/or the program(s) described herein at any time.

Links to Third Party Sites

The links in this area will let you leave CA Management Services Pty Ltd's site. The linked sites are not under the control of CA Management Services Pty Ltd and CA Management Services Pty Ltd is not responsible for the contents of any linked site or any link contained in a linked site, or any changes or updates to such sites. CA Management Services Pty Ltd is not responsible for webcasting or any other form of transmission received from any linked site. CA Management Services Pty Ltd is providing these links to you only as a convenience, and the inclusion of any link does not imply endorsement by CA Management Services Pty Ltd of the site.

For further information please contact our office

CA Management Services
88 Burswood Road
BURSWOOD WA 6100
Telephone: 08 9470 9922
Fax: 08 9470 9955
Email: support@caman.com.au
Web: www.caman.com.au